



LIVING ROOM PROJECT PROPOSAL



PROPOSED TO:

Jacob

PROPOSED BY:

Misty Maxey Designs
www.mistymaxey.com





MOODBOARD

Mountain Modern


I know you wanted to meld together the feels of the outdoors but have a more modern approach. I decided to combine your love for photography and the many landscape photos you have taken on your adventures. While adding in a mid century modern flair. This will keep the urban feel while incorporating natural tones in wood & leather as well and plant life.



Phone: 503.309.0694
misty@mistymaxey.com

facebook.com/mistymaxeydesigns
@mistymaxeydesigns

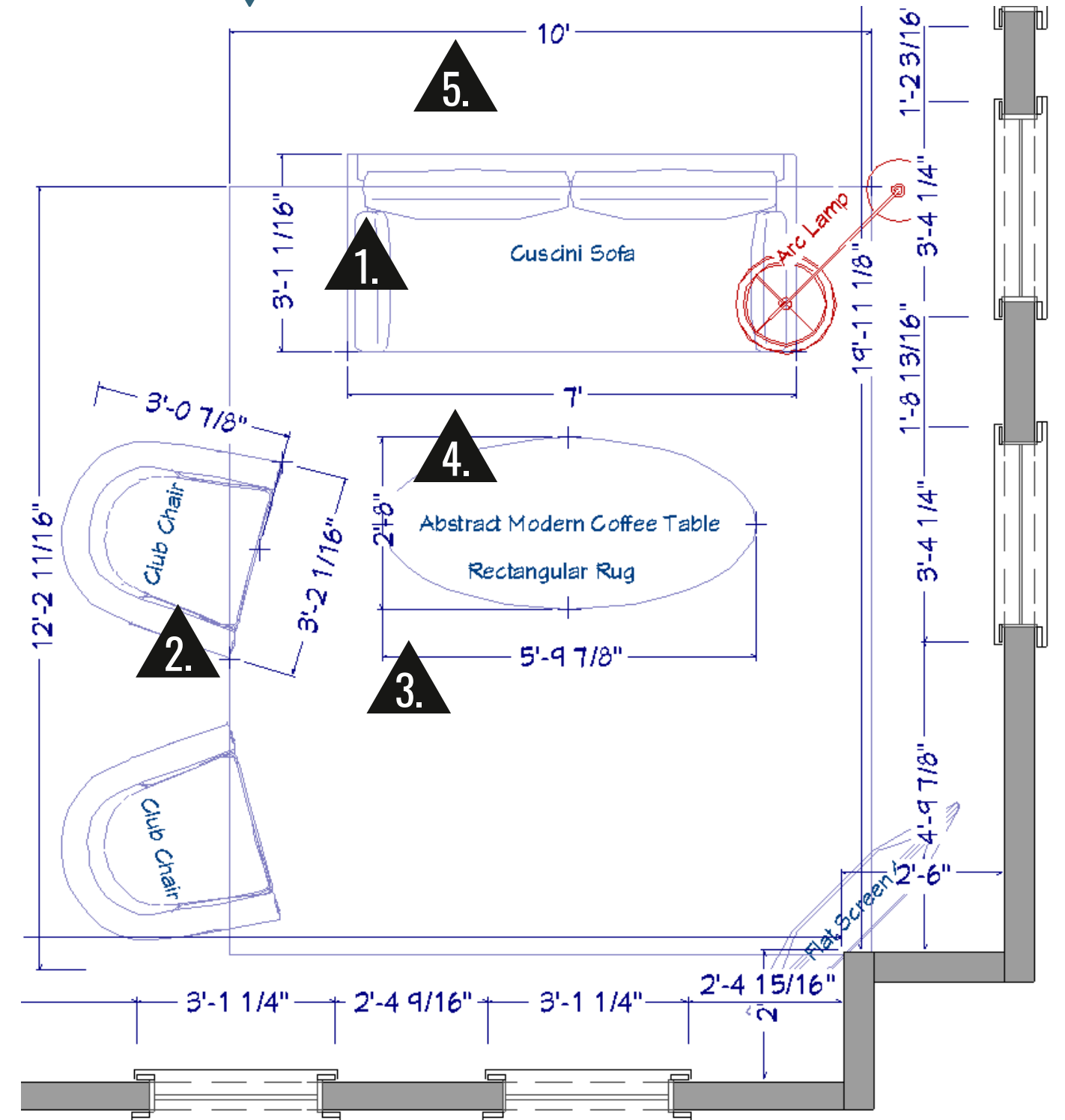
www.mistymaxey.com


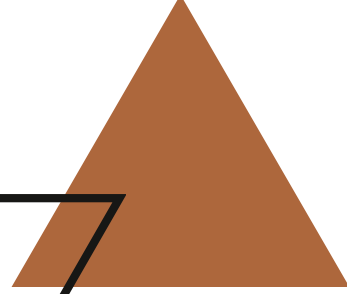



FLOORPLAN

Furniture Dimensions:

1. Sofa: 84"w x 38"d x 34"h
2. Club Chairs: 36"w x 36"d x 36" h
3. Rug: 12'2" x 10'
4. Coffee Table: 70" w x 20"d x 17" h
5. Artwork: 72" x 48"





SHOPPING LIST

Furniture:

Cuscini Sofa: \$3,500

Club Chairs: \$650 x2

9 x 12 Rug: \$2,500

Abstract Modern Coffee Table: \$550

Arc Floor lamp: \$200


Plants & Accessories

Large Cactus: \$250

Local Original Artwork: \$2,500

Total= \$10,800

RENDERING




Phone: 503.309.0694
misty@mistymaxey.com


facebook.com/mistymaxeydesigns
@mistymaxeydesigns

www.mistymaxey.com

View #1



RENDERING



Phone: 503.309.0694
misty@mistymaxey.com

facebook.com/mistymaxeydesigns
@mistymaxeydesigns

www.mistymaxey.com

View #2




PAINT COLORS

All paint is by Sherwin Williams



Trim

1.



Walls

2.



Accent

3.

1. **SW7035** Aesthetic White

Finish: Semi Gloss

2. **SW7045** Intellectual Gray

Finish: Eg-Shel

3. **SW6432** Garden Spot

(Accent is recommended for throw pillows and accessories when you decide to add them in not as an accent paint color. You could update and substitute another accent color over time as trends change as well)



DIY Painting Steps:

1. CLEAN THE WALLS & TRIM
2. REMOVE LIGHT SWITCH AND OUTLET COVERS
3. TAPE OFF THE WALLS
4. PRIME WALLS
5. PAINT!

Phone: 503.309.0694
misty@mistymaxey.com

facebook.com/mistymaxeydesigns
@mistymaxeydesigns


FABRICS + FINISHES



- 1. Sofa Leather Finish: Tobbaco #3
- 2. Club Chair: Sandstone Taupe 100% polyester
- 3. Metal Finish on coffee table base & Floor lamp
- 4. Rug Pattern Material: Wool & Viscose

Phone: 503.309.0694
misty@mistymaxey.com

facebook.com/mistymaxeydesigns
@mistymaxeydesigns



TO DO LIST

- Order items off shopping list
- Clean and Declutter
- Paint Walls
- Look at floor plan and position furniture in correct spots
- Have garden specialist come and plant and pot cactus for proper lighting
- Take a picture of your completed space and send it to me. I want to show off your swinging bachelor pad
- Kick your feet up and enjoy your new space :)

*Call or Email
if you need help!*




Tips + Tricks

1. Something on your shopping list might have sold out... not to worry just study your mood board and the dimensions and look for an alternative solution.
2. Accents colors and accessories can be things you gather over time on your travels they do not have to be bought all at once.

Phone: 503.309.0694
misty@mistymaxey.com

facebook.com/mistymaxeydesigns
@mistymaxeydesigns

www.mistymaxey.com



SPECIALIST RECCOMENDATIONS

Painter

ABC Painting
1234 Mulberry Ln
Portland OR 97210

(503) 555-1234

Plant Specialist

Plant Lady
456 Eucalyptus Ave
Portland OR 97209

(503) 555-4567

Phone: 503.309.0694
misty@mistymaxey.com

facebook.com/mistymaxeydesigns
@mistymaxeydesigns

www.mistymaxey.com